

How you can put Material Bank[®] to work for you.

In this guide

- 01.** Out of office
- 02.** After Hours
- 03.** Spec Sheets
- 04.** Inspirational Palettes
- 05.** QR Codes



Subject: Out of Office

Hey There,

Sorry I missed you! I am out of office and will return May 1st.

Sample requests: www.materialbank.eu/brand
Order by 18.30 CET for next day delivery.

Immediate assistance: support@brand.com

Thank you,
Patricia Smith

<https://materialbank.eu/brand-product-color-XX>

01. Out of office

Include your brand page in your Out of Office notification so clients can easily access samples while you are out. Upon return, you will find their project information in the lead report.

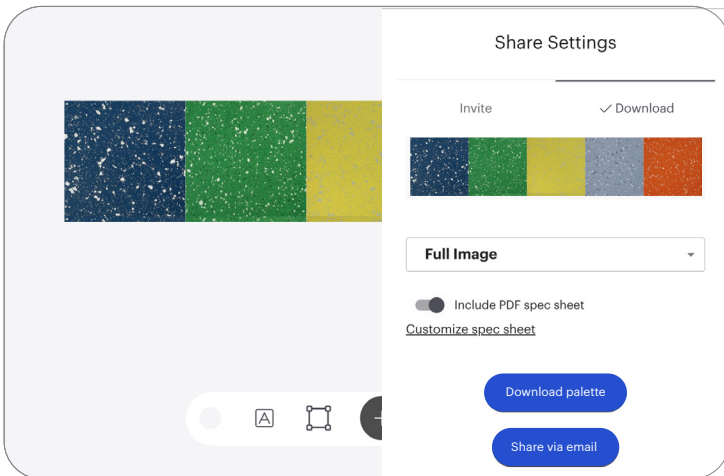
02. After Hours

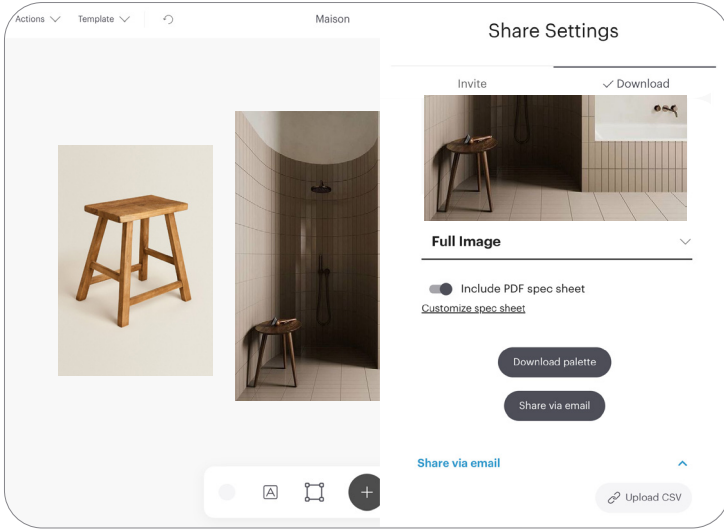
We can support your clients sampling needs once you've clocked out.

Pro Tip: **Send them the product link on Material Bank and they can order until 18.30 CET.**

03. Spec Sheets

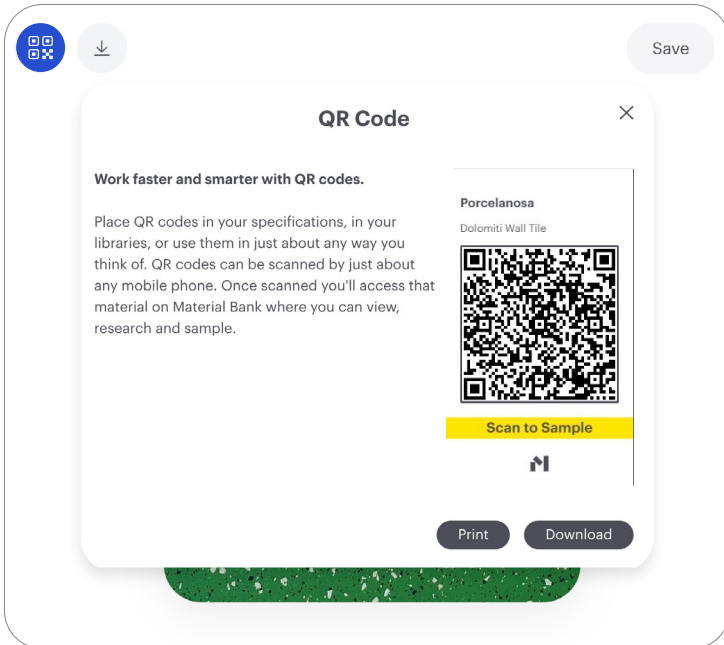
Desk instantly generates spec sheets for leave behinds or digital follow ups! Simply add materials to your palette and click **Share/Download** then **Download Palette**





04. Inspirational Palettes

Create digital palettes of your newest products in minutes with Desk then share with 50 designers at a time! Simply Download/Share, then Upload CSV.



05. QR Codes

Provide designers easy access to your samples at events, showrooms or libraries! Use the **QR code icon** on your product page to print out the label and affix to your product wherever it is on display.